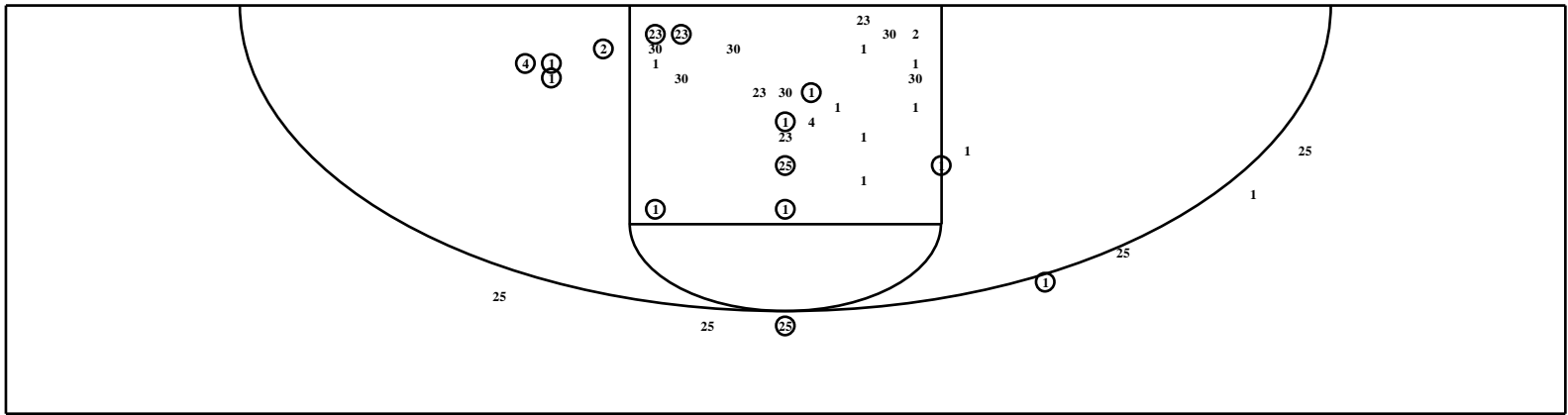


AHSAA State Basketball Championships - TEAM SHOT CHART for the Butler Rebels

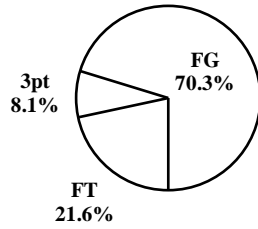
Athens Golden Eagles vs. Butler Rebels

DATE: 03/06/2004 TIME: 4:00 PM SITE: BJCC Arena

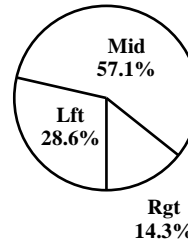


Shot Summary	M/A	%	PTS
3Pt FG	2/7	28.6%	6
2Pt FG	26/46	56.5%	52
Layups - L	4/5	80.0%	8
Layups - R	3/3	100.0%	6
Dunks	5/5	100.0%	10
Putbacks	2/2	100.0%	4
Overall Shooting	28/53	52.8%	58
Free Throws	16/27	59.3%	16
Total Points			74

Scoring Distribution




Scoring Locations



By Period	FG	FGA	FG%	3Pt	3PA	3P%	FT	FTA	FT%	PTS	ORB	DRB	TR	PF	AST	TO	BS	ST	P/S
1st Period	5	15	33.3	1	3	33.3	4	7	57.1	15	6	3	9	3	3	4	0	1	0.83
2nd Period	6	12	50.0	1	3	33.3	1	3	33.3	14	0	6	6	5	4	2	0	1	1.08
3rd Period	8	16	50.0	0	1	0.00	2	2	100	18	6	3	9	5	3	2	2	2	1.06
4th Period	9	10	90.0	0	0	0.00	9	15	60.0	27	0	6	6	2	3	2	1	4	1.59
Game	28	53	52.8	2	7	28.6	16	27	59.3	74	12	18	30	15	13	10	3	8	1.12

Scoring Breakdown



Scoring Range

